

# PAST-TIMES



Moduuli 2 – Äänituotannon teoria

# Moduuli 2: Äänen jälkituotannon teoria

## Osa 1: Johdanto äänen editointiin

*Äänen jälkituotannon teoria*

# Äänen editointi



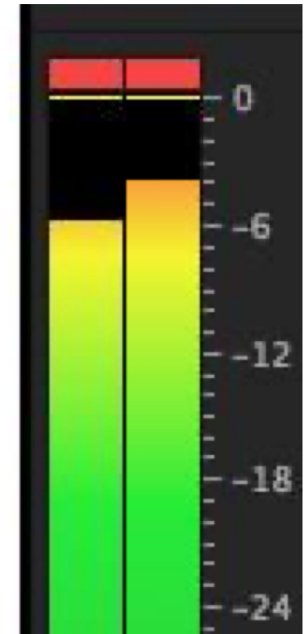
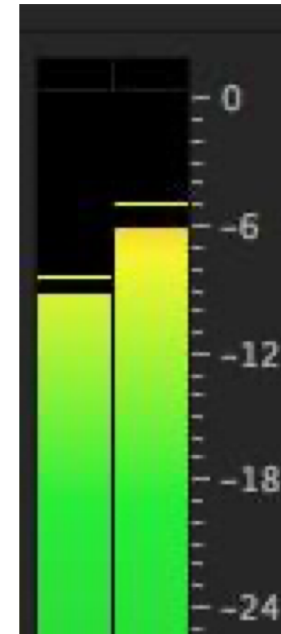
# Ilmaiset äänen editointiohjelmat



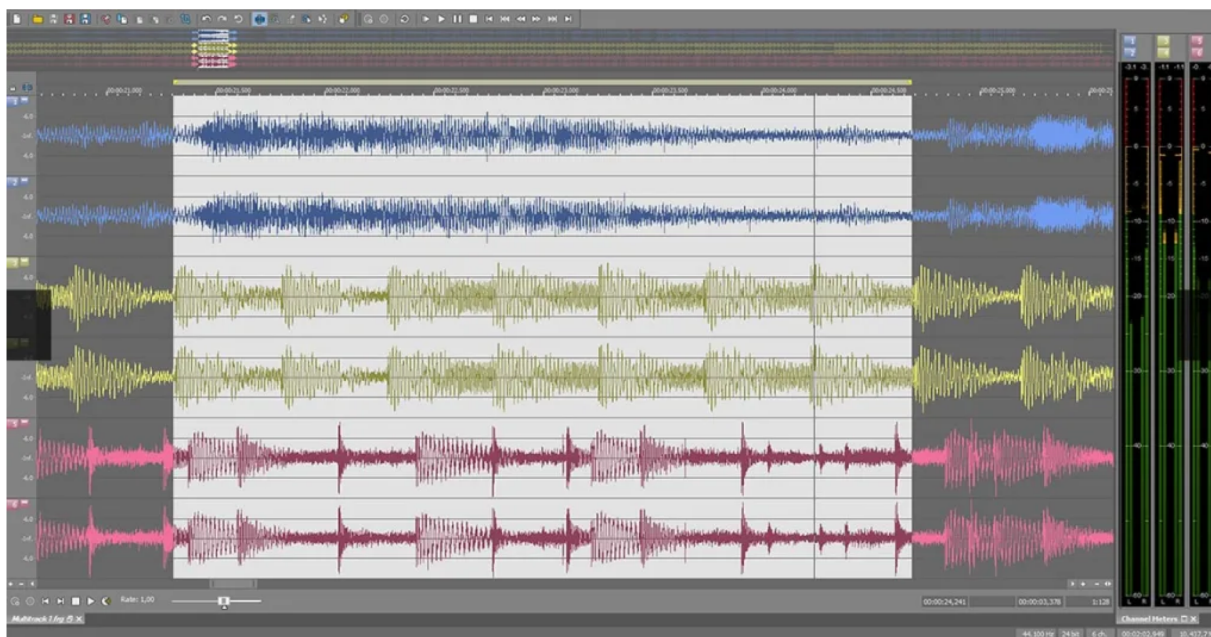


# Äänenkäsittelyn perusteoria

## Mikä tekee hyvän, viimeistellyn äänimateriaalin



# Mahdollisuudet ja rajoitukset

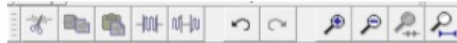


# Perustyökäly

## Basics of Audacity



### • Editing Toolbar

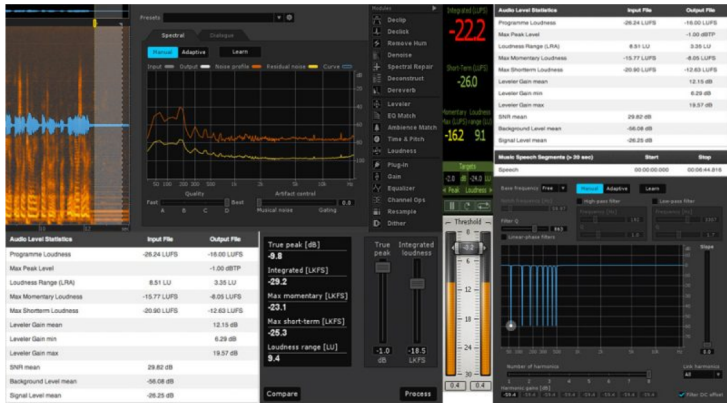


- Cut
- Copy
- Paste
- Trip Outside Selection
- Silence Selection
- Undo
- Redo
- Zoom In
- Zoom Out
- Fit selection in Window
- Fit project in Window

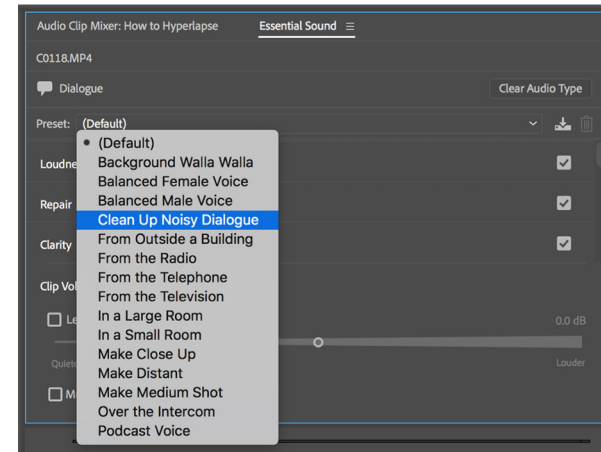
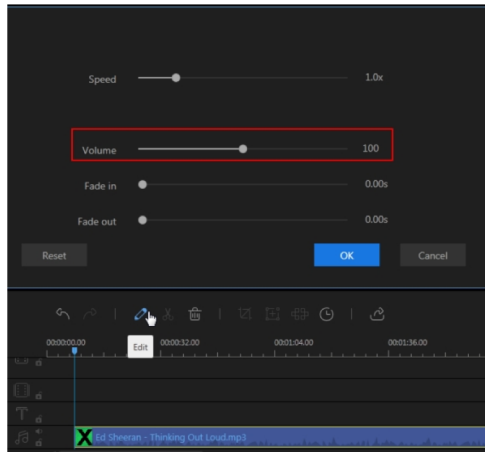
The Editing Toolbar provides many shortcuts to common editing tools used to modify audio clips.



# Ääniefektit



# Edistyneet ääniefektit






# Ammattimaisen äänen editointiohjelmat



# PAST-TIMES



The European Commission support for the production of this publication does not constitute an endorsement of the contents which reflects the views only of the authors, and the Commission cannot be held responsible for any use which may be made of the information contained therein.